



# PSOW 2006 Survey

## RESULTS

Presented by:  
Jerry Miller, NREMT-P





# PSOW 2006 Survey

## Survey Response Summary

<b>Services Responding</b>	<b>52</b>
<b>Complete Survey</b>	<b>24</b>
<b>Partial Survey</b>	<b>28</b>





# PSOW 2006 Survey



## SERVICE DEMOGRAPHICS

<b>STAFF NUMBERS</b>	<b>TOTALS</b>	<b>AVERAGE</b>	<b>HIGH</b>
<b>FULL-TIME</b>	1584	33	156
<b>PART-TIME</b>	515	11	65
<b>PAID ON CALL</b>	459	10	60
<b>VOLUNTEER</b>	192	4	125

<b>RESPONSE VEHICLES</b>	<b>TOTALS</b>	<b>AVERAGE</b>	<b>HIGH</b>
<b># OF AMBULANCES</b>	234	5	22
<b># OF OTHER RESPONSE VEHICLES</b>	152	3	37



# PSOW 2006 Survey



## DESCRIPTION OF OTHER RESPONSE VEHICLES

- Suburban & Pickup Trucks
- Fire Trucks, Pumpers, Tanker, and Utility
- 4x4 Paramedic Interceptors
- Helicopters
- Haz Mat Response Vehicles & Trailer
- First Response Vehicles
- Vans
- 6X6 ATV with rescue boggan
- MFR truck
- Ladder truck
- Cars
- Dive Rescue ambulance with trailer
- Boston Whaler
- Freightliner Heavy rescue with transport capabilities
- Bike response units
- Quints



# PSOW 2006 Survey



AVERAGE # STAFF PER AMBULANCE RESPONSE	AVERAGE	HIGH	LOW
	2	4	2

24-HOUR IN-HOUSE STAFFING	Yes	No
	43	4

RTAC AFFILIATION	RTAC	Number of Services	RTAC	Number of Services
		Fox Valley	2	Southeast
	Lake Superior	4	South Central	5
	North Central	4	Southwest	2
	Northeast	6	West Central	4
	North/Northwest	4		



# PSOW 2006 Survey



<b>CALL VOLUME INFORMATION</b>	<b>TOTAL</b>	<b>AVERAGE</b>	<b>HIGH</b>	<b>LOW</b>
Annual Responses	152194	3171	25522	65
Transports	101932	2265	18022	0
ALS On Scene Care – No Transport	8268	197	3296	0

	<b>TOTAL</b>	<b>AVERAGE</b>	<b>HIGH</b>	<b>LOW</b>
Emergencies	111752	2540	25268	1
Non-Emergencies	25181	663	6710	0

<b>OTHER RESPONSE TYPES</b>	<b>YES</b>	<b>NO</b>
Hospital to Hospital	33	16

	<b>TOTAL</b>	<b>AVERAGE</b>	<b>HIGH</b>	<b>LOW</b>
Number Annual	13258	390	1417	0



# PSOW 2006 Survey



<b>BREAKDOWN OF INTER-FACILITY TRANSPORTS</b>	<b>TOTAL</b>	<b>AVERAGE</b>	<b>HIGH</b>
Number of BLS	6692	216	2894
Number of ALS	9469	305	3741
Number of Critical Care	4450	178	1417

<b>HOSPITAL TO EXTENDED CARE</b>	<b>YES</b>	<b>NO</b>
	24	22

	<b>TOTAL</b>	<b>AVERAGE</b>	<b>HIGH</b>	<b>LOW</b>
Number Annual	2380	140	602	5

<b>PARAMEDIC INTERCEPTS</b>	<b>YES</b>	<b>NO</b>
	34	12

	<b>TOTAL</b>	<b>AVERAGE</b>	<b>HIGH</b>	<b>LOW</b>
Number Annual	2633	82	500+	1



# PSOW 2006 Survey



## ALS SKILLS

	AUTHORIZED	TOTAL	AVERAGE	HIGH	LOW
ET INTUBATION	41	1900	79	608	1
ET INTUBATION NASAL	27	57	3	30	0
PERIPHERAL IV	40	39445	1715	13940	100
CAPNOGRAPHY	23	2117	353	1000	0
CARDIAC ENZYME TEST.	1	125	42	125	0
CENTRAL LINE	3				
FEMORAL IV	1	50	50	50	50
SUB CLAVIAN IV	2	0			
INTERNAL JUGULAR	7	12	6	10	2
SUPRA CALVICULAR	1	0			
CHEST DECOMPRESSION	39	697	37	500	0
COMBITUBE	41	435	20	201	0



# PSOW 2006 Survey



## ALS SKILLS (Continued)

	AUTHORIZED	TOTAL	AVERAGE	HIGH	LOW
CRICOTHYROTOMY	30	17	1	10	0
CPAP	30	753	50	250	4
LMA	2	0			
PERICARDIAL CENTESIS	21	40	4	25	0
RSI	16	7	8	500	0
TRANSTRACHEAL INSUFLATION	7	0			
INTEROSSEUS ADULT	30	132	12	69	0
INTEROSSEUS PEDIATRIC	38	81	4	24	0



# PSOW 2006 Survey



## ALS SKILLS (Continued)


	AUTHORIZED	TOTAL	AVERAGE	HIGH	LOW
<b>12 LEAD EKG</b>	35	8692	580	4348	46
<i>DOES ER VIEW EKG AS BENEFICIAL?</i>	49-YES				
<b>12 LEAD TRANSMISSION</b>	23	2977	331	1332	0

12 Lead Transmission Mode	MODE	NUMBER
	Cellular Digital	5
	Cellular Analog	43
	Radio	1
	Other Wireless	1

Cellular Carrier	CARRIER	NUMBER
	Cingular	3
	Nextel	2
	US Cellular	2
	Alltell	1
	Cellcom	1



# PSOW 2006 Survey



## ALS SKILLS (Continued)

### OTHER SKILLS

- Cardiac Pacing External
- IABP
- Fetal Heart Monitoring
- Umbilical Venous catheterization
- Infusion Pumps Stemi transport guidelines
- Pace, 2 Thoracentesis-0
- C-spine release
- Res-Q pod/pump,
- Chemical restraint procedure
- Ativan IM or IV
- Impedance threshold device (RESQPOD)
- Pain Management protocol Morphine max dose 10mg offline
- Implanted ports, indwelling catheters and hemodialysis access devices



# PSOW 2006 Survey



## MEDICATIONS ADMINISTERED

Medication	Number	Medication	Number	Medication	Number
Activated Charcoal	22	Dextrose50 Per cent	45	Flumazenil	19
Adenosine	45	Dextrose25 Per cent	24	Furosemide	43
Albuterol	46	Diazepam	38	Glucagon	45
Aminophylline	5	Diazoxide	1	Glucose	37
Amrinone	6	Diltiazem	24	Haloperidol	11
Amyl Nitrate	13	Diphenhydramine	42	Heparin	10
Aspirin	46	Dobutamine	10	Hydromorphone	4
Atropine	45	Dopamine	42	Hydroxyzine	1
Amiodorone	42	Epinephrine 1 to 1000	46	Ipatropium Bromide	27
Calcium Chloride	38	Epinephrine 1 to 10000	45	Ipecac	10
Dexamethasone	9	Fentanyl Citrate	24	Isoproterenol	3



# PSOW 2006 Survey



## MEDICATIONS ADMINISTERED

Medication	Number	Medication	Number	Medication	Number
Isoetharine	1	Metoclopramide	6	Norepinephrine	6
Ketamine Hydrochloride	4	Metoprolol	16	Pancuronium	3
Ketorolac	12	Midazolam	38	Phenobarbitol	3
Labetolol	12	Morphine	45	Phenytoin	5
Lidocaine	44	Nalbuphine	1	Pralidoxime	17
Lorazepam	24	Naloxone	46	Procainamide	12
Magnesium Sulfate	38	Nifedipine	4	Prochlorperazine	5
Mannitol	12	Nitroglycerine Paste	10	Promethazine	25
Meperidine	9	Nitroglycerine Tablets	26	Propranolol	4
Metaprrpterenol	7	Nitroglycerine Spray	33	Racemic Epinephrine	6
Methylprednisone	27	Nitrous Oxide	1	Rocuronium Bromide	4



# PSOW 2006 Survey



## MEDICATIONS ADMINISTERED

### Other Medications:

Medication	Number
Sodium Bicarb	44
Sodium Nitroprusside	4
Streptokinase	2
Succinylcholine	16
Terbutaline	11
Tetracaine	14
Thiamine	24
Tissue Plasma Activator	2
Vecuronium	17
Verapamil	7

- Geodon
- Etomidate & Zofran
- Vasopressin (Pitressin)
- NTG gtt
- Vasopressin; D5W; D 10; Mark 1 kit
- Solumedrol
- Stadol
- Vasopresin
- Zofran
- Nitro drips, Zofran, Amidate,
- sodium nitrite
- sodium phiosulfate
- methylene blue
- calcium gluconate



# PSOW 2006 Survey



## EQUIPMENT IN USE

Device Type	Manufacturer	Number of Services Using	Average Satisfaction Rating
<b>Suction Machine</b>	Aeros	1	3.0
	Ambu	1	4.0
	Impact	5	4.2
	Laerdal	12	3.5
	S-Scort	9	4.4
<b>Pulse Oximeter</b>	LP 12	5	4.4
	Medtonic	6	3.3
	MRL	1	5.0
	Nelcor	2	4.0
	Nonin	11	4.2
	Phillips	3	3.0
	Physio Control	1	5.0
	Welch Allyn	1	5.0
	Zoll	5	4.6

Device Type	Manufacturer	Number of Services Using	Average Satisfaction Rating
<b>IV Infusion</b>	Alaris	4	1.00
	Baxter	1	5.00
	Cardinal Health	1	5.00
	Gem Star	1	3.00
	Imed III	1	3.00
	IVAC	5	3.20
	MiniMed/IVAC	1	5.00
	<b>Warmed IV</b>	CFE Medical Products	2
Estil Technologies		1	5.00
Smithworks		4	4.00



# PSOW 2006 Survey



## EQUIPMENT IN USE

Device Type	Manufacturer	Number of Services Using	Average Satisfaction Rating
<b>Automatic Blood Pressure</b>	CAS	3	4.33
	LP 12	7	4.29
	Medtronic	8	3.50
	MRL	1	5.00
	Phillips	3	2.33
	Physio Control	5	3.40
	Welch Allyn	1	5.00
	Zoll	5	4.20
<b>Blood Glucose</b>	AccuCheck	2	4.50
	Bayer	1	0.00
	Freestyle	1	4.00
	Johnson & Johnson	1	4.00
	Lifescan	6	4.67
	Medisense	4	4.50
	One Touch	8	4.63
	Precision	2	2.00
	Roche	2	5.00
	Walgreens	1	3.00



# PSOW 2006 Survey



## EQUIPMENT IN USE

Device Type	Manufacturer	Number of Services Using	Average Satisfaction Rating
<b>End Tidal</b>	EZ Cap	3	3.67
	Fenem	1	0.00
	Life Pak	3	4.00
	Mallincrodt	1	4.00
	Medtonic	3	3.33
	Nellocor	3	4.00
	Nonin	2	4.50
	Phillips	3	3.00
	Physio Control	4	4.50
	Zoll	5	4.40
<b>CPAP</b>	Caradyne	3	5.00
	CPAP-OS	1	4.00
	Emergent	2	4.00
	Respironics	3	2.33
	Whisper Pak	1	5.00
	Wisper Flow	7	4.43
	Wisper 2000	1	5.00



# PSOW 2006 Survey



## EQUIPMENT IN USE

Device Type	Manufacturer	Number of Services Using	Average Satisfaction Rating
<b>Temperature Monitor</b>	Braun	1	4.00
	Thermoscan	1	3.00
	Welch Allyn	11	4.18
<b>Cardiac Monitor</b>	H/P	1	5.00
	Life Pak 12/Medtronics/ Physio Control	19	4.64
	MRL	1	5.00
	Phillips	4	3.00
	Welch Allyn	1	4.00
	Zoll	8	4.50



# PSOW 2006 Survey




## EQUIPMENT IN USE

Device Type	Manufacturer	Number of Services Using	Average Satisfaction Rating
AED	Cardiac Science	1	5.00
	Laerdal	3	3.67
	Life Pak 12/Medtronic/ Physio Control	13	4.61
	Phillips	1	4.00
	Zoll	9	4.33
CPR Device	Auto Pulse/ Zoll	3	3.25
	Res-Q Pump	1	5.00
Adult IO Device	BIGIO	1	0.00
	Cardinal Health	1	5.00
	EZIO	10	4.70
	F.A.S.T.I.	1	3.00
	Jamshidi	2	2.50
	Pyng Medical Corp	2	2.50
	Vidacare	5	4.60



# PSOW 2006 Survey



## EQUIPMENT IN USE

Device Type	Manufacturer	Number of Services Using	Average Satisfaction Rating
<b>Pediatric IO</b>	Allegiance	2	4.50
	B.I.G.	1	3.00
	Baxter	2	1.50
	Cardinal Health	1	5.00
	EZIO	10	4.40
	Jamshidi	5	2.80
	Vidacare	4	4.50
<b>Morgan Lens</b>	Eyedeal Ocular Safety	1	5.00
	Morgan Lens	2	4.00
<b>Capnography</b>	Life Pak 12/Medtronics/ Physio Control	11	3.50
	MRL	1	5.00
	Phillips	2	2.50
	Welch Allyn	1	4.00
	Zoll	4	4.00



# PSOW 2006 Survey



## HAZMAT

RESPOND TO HAZMAT INCIDENTS?	YES	NO
	35	10

DEPT. PART OF HAZMAT TEAM?	YES	NO
	14	32

HAZMAT RESPONSE LEVEL	LEVEL A	LEVEL B	LEVEL C
	31	12	10



# PSOW 2006 Survey



## HAZMAT

### HAZMAT PRIMARY ROLE:

- Decon
- Level B hazmat.
- Care of the team members
- Awareness and First Response
- Response is to the "cold zone" of any HAZMAT incident
- Contain spill, rescue
- Support to Level A and Level B Teams
- Rehab
- Stand-by/Support
- Observation, Identification, Notification
- Mitigate and effect rescue.
- Pre/Post entry assessments
- Medical Support
- Secure scene and begin evacuation if needed



# PSOW 2006 Survey



## TECHNOLOGY IN USE

CURRENTLY USE BILLING SOFTWARE?	YES	NO
	21	22

VENDOR		Average Satisfaction Rating
Cisco	1	3
EMSPRO	1	5
Ortivus Amazon/ Sweetsoft	12	3.5
RAM Software	1	4
Zoll Data	1	4.6

CURRENTLY USE ELECTRONIC FIELD DATA COLLECTION?	YES	NO
	18	26

VENDOR		Average Satisfaction Rating
Alpine Software	1	5
BioKey	2	2
emsCharts	1	5
Firehouse	1	5
ImageTrend	2	4.5
Ortivus/Sweetsoft	5	4
Tiburon	1	0
WARDS	1	0
Zoll	3	4.3



# PSOW 2006 Survey



## TECHNOLOGY IN USE

IF USING ELECTRONIC FIELD DATA COLLECTION, WHAT TYPE OF HARDWARE?	HARDWARE		VENDOR		Average Satisfaction Rating
	DESKTOP COMPUTER	10			
	LAPTOP COMPUTER	6	IBM THINKPAD	1	4
	TABLET PC	3	PANASONIC	8	3.8

DISPATCH CENTER USE MEDICAL PRIORITY DISPATCH?	YES	NO	VENDOR		Average Satisfaction Rating
	20	24	EMD	3	3
			Medical Priority Con	1	0
			MPDS, Clausen	1	0
			Spillman	1	0



# PSOW 2006 Survey



## TECHNOLOGY IN USE

CURRENTLY USE MDT/MDC?	YES	NO	VENDOR		Average Satisfaction Rating
					MDC
6	35	MFD	1	0	
		Panasonic/ Tough Books	2	1.5	
		ZOLL	1	5	

CURRENTLY USE AUTOMATIC VEHICLE LOCATING (AVL)?	YES	NO	VENDOR		Average Satisfaction Rating
					MFD
6	37	Sky Connect	1	4	
		ZOLL	1	5	



# PSOW 2006 Survey



## TECHNOLOGY IN USE

CURRENTLY USE GPS/MAPPING?	YES	NO	VENDOR		AVERAGE SATISFACTION RATING
	11	32	CoPilot	1	3
Zoll			1	5	
Sky Connect			1	4	
Garmin			1	3	
Road Rescue			2	.5	

CURRENTLY USE A DRIVE CAM VENDOR?	YES	NO	VENDOR		AVERAGE SATISFACTION RATING
			Drive Cam	6	3.5



# PSOW 2006 Survey



## TECHNOLOGY IN USE

CURRENTLY USE AN OUTSIDE BILLING AGENCY?	YES	NO	VENDOR		AVERAGE SATISFACTION RATING
					Andres Medical Billing
16	28	CPR, Inc.	2	2.5	
		DAB	2	2.5	



# PSOW 2006 Survey



## RATE SCHEDULE

	BLS Base Rate Resident Emergency	BLS Base Rate Resident Non Emergency	BLS Base Rate Non Resident Emergency	BLS Base Rate Non Resident Non Emergency	BLS Loaded Mileage Resident Emergency	BLS Loaded Mileage Resident Non Emergency
<b>Average</b>	464	476	528	501	9	9
<b>High</b>	850	850	891	850	15	15
<b>Low</b>	275	200	315	200	5.5	5.5

	BLS Loaded Mileage Non Resident Emergency	BLS Loaded Mileage Non Resident Non Emergency	BLS On Scene Care Resident Emergency	BLS On Scene Care Non Resident Emergency
<b>Average</b>	9	9	87	90
<b>High</b>	15	15	235	335
<b>Low</b>	5.5	5.5	0	0



# PSOW 2006 Survey



## RATE SCHEDULE

	ALS Base Rate Resident Emergency	ALS Base Rate Resident Non Emergency	ALS Base Rate Non Resident Emergency	ALS Base Rate Non Resident Non Emergency	ALS Loaded Mileage Resident Emergency	ALS Loaded Mileage Resident Non Emergency
Average	534	532	592	563	8	9
High	897	750	972	790.1	12.5	12.5
Low	15	15	15	15	0	5.5

	ALS Loaded Mileage Non Resident Emergency	ALS Loaded Mileage Non Resident Non Emergency	ALS On Scene Resident Emergency	ALS On Scene Resident	ALS On Scene Non Resident Emergency	ALS On Scene Non Resident
Average	8	9	242	0	245	0
High	12.5	12.5	897	0	972	0
Low	0	5.5	0	0	0	0



# PSOW 2006 Survey



## RATE SCHEDULE

	ALS2 Base Rate Resident Emergency	ALS2 Base Rate Resident Non Emergency	ALS2 Base Rate Non Resident Emergency	ALS2 Base Rate Non Resident Non Emergency	ALS2 Loaded Mileage Resident Emergency	ALS2 Loaded Mileage Resident Non Emergency
Average	634	645	691	612	9	9
High	1196	950	1271	950	15	15
Low	400	470	450	67	0	7.5

	ALS2 Loaded Mileage Non Resident Emergency	ALS2 Loaded Mileage Non Resident Non Emergency	ALS2 On Scene Care Resident Emergency	ALS2 On Scene Care Resident Non Emergency	ALS2 On Scene Care Non Resident Emergency	ALS2 On Scene Care Non Resident Non Emergency
Average	9	9	216	236	179	177
High	15	15	700	750	625	625
Low	0	7.5	9	9	9	9



# PSOW 2006 Survey



## RATE SCHEDULE

	SCT Base Rate Resident Emergency	SCT Base Rate Resident Non Emergency	SCT Base Rate Non Resident Emergency	SCT Base Rate Non Resident Non Emergency	SCT Loaded Mileage Resident Emergency	SCT Loaded Mileage Resident Non Emergency	SCT Loaded Mileage Non Resident Emergency	SCT Loaded Mileage Non Resident Non Emergency
<b>Average</b>	724	699	746	745	9	9	9	9
<b>High</b>	1150	1150	1150	1150	15	15	15	15
<b>Low</b>	475	475	475	475	6	6	6	6

	Intercept Fee	Standby Fee	Ambulance Fee	Mutual Aid Fee
<b>Average</b>	286	64/hr	0	271
<b>High</b>	675	95/hr	0	675
<b>Low</b>	0	25/hr	0	0



# PSOW 2006 Survey




## RATE SCHEDULE

Disposables Charge		Formula for Calculating Disposables Charge
Yes	35	<ul style="list-style-type: none"> <li>➤ less that \$5 is 100% markup cost + 25% for meds</li> <li>➤ \$20. Cost Recovery</li> <li>➤ Supplies are charged for intercepts only.</li> </ul>
	13	<ul style="list-style-type: none"> <li>➤ List price plus 10%</li> <li>➤ Keystone</li> <li>➤ 2.5 times cost</li> <li>➤ Cost plus 25%</li> </ul>
No		<ul style="list-style-type: none"> <li>➤ Finance director uses formula to calculate and establish base rates. Rates go up annually with increase in department budget.</li> <li>➤ 20% above costs</li> <li>➤ 30% charge to cost up to \$100.00 items, then a \$30 added to items of cost greater than \$100.00</li> <li>➤ not to exceed 100% markup.</li> </ul>

Ambulance Revenues Go To?
17 General Fund
7 Operations
5 Special Revenue Fund



# PSOW 2006 Survey



## TRAINING

**WEEKLY TRAINING:**

AVAILABLE	MANDATORY
14	8

**MONTHLY TRAINING:**

AVAILABLE	MANDATORY
15	23

**ANNUAL TRAINING:**

AVAILABLE	MANDATORY
5	21

**OTHER TRAINING:**

AVAILABLE	MANDATORY
14	12



# PSOW 2006 Survey



## CQI PROGRAM

<b>BENCHMARKING:</b>	<b>CURRENTLY IN USE</b>	<b>PLANNING TO USE</b>	<b>NOT CURRENTLY PLANNED</b>
	16	7	24
<b>MEDICAL DIRECTOR REVIEW PROCESS:</b>	<b>CURRENTLY IN USE</b>	<b>PLANNING TO USE</b>	<b>NOT CURRENTLY PLANNED</b>
	26	18	3
<b>SURVEY PATIENTS?</b>	<b>CURRENTLY IN USE</b>	<b>PLANNING TO USE</b>	<b>NOT CURRENTLY PLANNED</b>
	11	31	5
<b>PEER REVIEW PROCESS:</b>	<b>CURRENTLY IN USE</b>	<b>PLANNING TO USE</b>	<b>NOT CURRENTLY PLANNED</b>
	13	30	4



# PSOW 2006 Survey



## CQI PROGRAM

OUTSIDE REVIEW PROCESS:	CURRENTLY IN USE	PLANNING TO USE	NOT CURRENTLY PLANNED
	10	36	1

OTHER FOLLOW UP:	CURRENTLY IN USE	PLANNING TO USE	NOT CURRENTLY PLANNED
	9	38	0

CQI PROGRAM RATING:	RATING										
	0	1	2	3	4	5	6	7	8	9	10
	0	20	0	3	3	1	1	6	10	1	2



# PSOW 2006 Survey



**Thank you for participating in the PSOW Paramedic survey.**